

catena-Poly[[tetrakis(hexamethylphosphoramido- κ O)bis(nitrato- κ^2 O,O')-holmium(III)] [silver(I)-di- μ -sulfido-tungstate(VI)-di- μ -sulfido]]

Juxiang Zeng,^a Guodong Tang^{b,c*} and Changmei Wei^c

^aHuaiyin Advanced Vocational and Technical School of Health, Huaian 223300, Jiangsu Province, People's Republic of China, ^bSchool of Chemical Engineering, Nanjing University of Science and Technology, Nanjing 210094, People's Republic of China, and ^cJiangsu Key Laboratory for Chemistry of Low-Dimensional Materials, School of Chemistry and Chemical Engineering, Huaiyin Normal University, Huaian 223300, Jiangsu Province, People's Republic of China
Correspondence e-mail: hysytanggd@hotmail.com

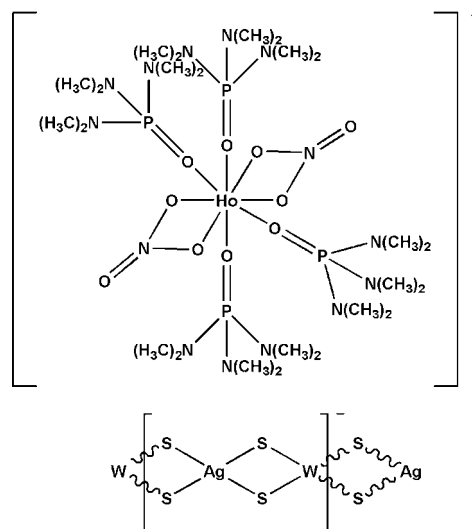
Received 28 October 2011; accepted 3 November 2011

Key indicators: single-crystal X-ray study; $T = 173$ K; mean $\sigma(\text{N}-\text{C}) = 0.009$ Å; R factor = 0.031; wR factor = 0.073; data-to-parameter ratio = 18.1.

In the title salt, $\{[\text{Ho}(\text{NO}_3)_2(\text{C}_6\text{H}_{18}\text{N}_3\text{OP})_4][\text{AgWS}_4]\}_n$, the anion forms a W/S/Ag polymeric chain along the a axis. The holmium atom in the cation is coordinated by eight O atoms from two nitrate and four hexamethylphosphoramido ligands in a distorted square-antiprismatic geometry. Together with the two nitrate ligands, the complex cation in the title compound is univalent, which leads the anion to be univalent as well. The polymeric anionic chain with W—Ag—W and Ag—W—Ag angles of 161.429 (17) and 153.608 (10)°, respectively, presents a distorted linear configuration. The title complex is isotypic with the corresponding Y, Yb, Eu, Nd, La and Dy analogues.

Related literature

For one-dimensional Mo(W)/S/Ag anionic polymers, see: Niu *et al.* (2004). For isotypic compounds, see: Zhang, Cao *et al.* (2007); Cao *et al.* (2007); Zhang, Qian *et al.* (2007); Tang, Zhang & Zhang (2008); Tang, Zhang, Zhang & Lu (2008); Zhang (2010, 2011).



Experimental

Crystal data

$[\text{Ho}(\text{NO}_3)_2(\text{C}_6\text{H}_{18}\text{N}_3\text{OP})_4][\text{AgWS}_4]$ $V = 5314.7$ (17) Å³
 $M_r = 1425.76$ $Z = 4$
 Monoclinic, $P2_1/c$ Mo $K\alpha$ radiation
 $a = 15.767$ (3) Å $\mu = 4.33$ mm⁻¹
 $b = 29.616$ (6) Å $T = 173$ K
 $c = 11.383$ (2) Å $0.18 \times 0.15 \times 0.10$ mm
 $\beta = 90.88$ (3)°

Data collection

Rigaku Mercury2 diffractometer 24559 measured reflections
 Absorption correction: multi-scan 9655 independent reflections
 (*CrystalClear*; Rigaku, 2008) 8942 reflections with $I > 2\sigma(I)$
 $T_{\min} = 0.463$, $T_{\max} = 0.648$ $R_{\text{int}} = 0.024$

Refinement

$R[F^2 > 2\sigma(F^2)] = 0.031$ 532 parameters
 $wR(F^2) = 0.073$ H-atom parameters constrained
 $S = 1.03$ $\Delta\rho_{\max} = 0.87$ e Å⁻³
 9655 reflections $\Delta\rho_{\min} = -0.86$ e Å⁻³

Data collection: *CrystalClear* (Rigaku, 2008); cell refinement: *CrystalClear*; data reduction: *CrystalClear*; program(s) used to solve structure: *SHELXTL* (Sheldrick, 2008); program(s) used to refine structure: *SHELXTL*; molecular graphics: *SHELXTL*; software used to prepare material for publication: *SHELXTL*.

This work was supported by the Jiangsu Postdoctoral Foundation (grant No. 1001010c) and the funds from Jiangsu Province Education Office (serial number JH10-48).

Supplementary data and figures for this paper are available from the IUCr electronic archives (Reference: RZ2661).

References

- Cao, Y., Zhang, J.-F., Qian, J. & Zhang, C. (2007). *Acta Cryst.* **E63**, m2076–m2077.
 Niu, Y. Y., Zheng, H. G., Hou, H. W. & Xin, X. Q. (2004). *Coord. Chem. Rev.* **248**, 169–183.
 Rigaku (2008). *CrystalClear*. Rigaku Corporation, Tokyo, Japan.
 Sheldrick, G. M. (2008). *Acta Cryst.* **A64**, 112–122.

- Tang, G., Zhang, J. & Zhang, C. (2008). *Acta Cryst.* **E64**, m478.
Tang, G., Zhang, J., Zhang, C. & Lu, L. (2008). *Acta Cryst.* **E64**, m399–m400.
Zhang, J. (2010). *Acta Cryst.* **E66**, m1479.
Zhang, J. (2011). *Acta Cryst.* **E67**, m1206–m1207.
- Zhang, J.-F., Cao, Y., Qian, J. & Zhang, C. (2007). *Acta Cryst.* **E63**, m2248–m2249.
Zhang, J., Qian, J., Cao, Y. & Zhang, C. (2007). *Acta Cryst.* **E63**, m2386–m2387.

supplementary materials

Acta Cryst. (2011). E67, m1724-m1725 [doi:10.1107/S1600536811046460]

***catena*-Poly[[tetrakis(hexamethylphosphoramidate- κO)bis(nitrato- $\kappa^2 O, O'$)holmium(III)] [silver(I)-di- μ -sulfido-tungstate(VI)-di- μ -sulfido]]**

J. Zeng, G. Tang and C. Wei

Comment

One-dimensional Mo(W)/S/Ag anionic polymers have attracted much attention for their configurational isomerism (Niu *et al.*, 2004). Different solvent-coordinated rare-earth cations proved effective to obtain various configurations of anionic chains (Niu *et al.*, 2004). The title compound $\{[\text{Ho}(\text{hmp})_4(\text{NO}_3)_2][\text{WS}_4\text{Ag}]\}_n$ (hmp = hexamethylphosphoramidate) with a wave-like anionic chain was prepared by following such route using Ho(III)-hmp complex as counterion.

The title complex is isostructural with Y (Zhang, Cao *et al.*, 2007; Zhang, 2011), Yb (Cao *et al.*, 2007), Eu (Zhang, Qian *et al.*, 2007), Nd (Tang, Zhang & Zhang, 2008), La (Tang, Zhang, Zhang & Lu, 2008) and Dy (Zhang, 2010) isomorphs. The holmium(III) atom in the cation (Fig. 1) is coordinated by eight O atoms from two nitrate and four hmp ligands. In possession of two nitrate ligands, the cation in the title compound is univalent, which leads to an anionic chain with a univalent repeat unit. As illustrated in Fig. 2, the anionic chain in the title compound has a distorted linear configuration with W—Ag—W and Ag—W—Ag angles of 161.429 (17) and 153.608 (10) °, respectively,

Experimental

AgI (1 mmol) was added to a solution of $[\text{NH}_4]_2\text{WS}_4$ (1 mmol) in hexamethylphosphoramidate (8 ml) with thorough stirring for 30 minutes. The solution underwent additional stirring for two minute, then $\text{Ho}(\text{NO}_3)_3 \cdot 6\text{H}_2\text{O}$ (0.5 mmol) was added. After filtration the orange filtrate was carefully laid on the surface with 12 ml *i*-PrOH. Orange block crystals were obtained after about one week.

Refinement

H atoms were positioned geometrically and refined as riding, with C—H = 0.96 Å and $U_{\text{iso}}(\text{H}) = 1.5U_{\text{eq}}(\text{C})$.

Figures

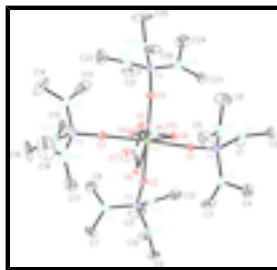


Fig. 1. The molecular structure of the cation in the title compound, with 30% probability displacement ellipsoids. All H atoms have been omitted.

supplementary materials

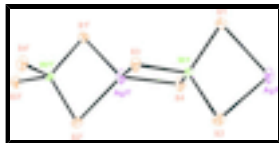


Fig. 2. The molecular structure of a portion of the anionic chain in the title compound, with 30% probability displacement ellipsoids, Symmetry code: (i) $x, -y+1/2, z+1/2$.

catena-Poly[[tetrakis(hexamethylphosphoramidate- κ O)bis(nitrato- κ^2 O, O')holmium(III)] [silver(I)-di- μ -sulfido-tungstate(VI)-di- μ -sulfido]]

Crystal data

[Ho(NO₃)₂(C₆H₁₈N₃OP)₄][AgWS₄]

$M_r = 1425.76$

Monoclinic, $P2_1/c$

Hall symbol: -P 2ybc

$a = 15.767$ (3) Å

$b = 29.616$ (6) Å

$c = 11.383$ (2) Å

$\beta = 90.88$ (3)°

$V = 5314.7$ (17) Å³

$Z = 4$

$F(000) = 2824$

$D_x = 1.782$ Mg m⁻³

Mo $K\alpha$ radiation, $\lambda = 0.71073$ Å

Cell parameters from 22657 reflections

$\theta = 3.7$ – 29.1 °

$\mu = 4.33$ mm⁻¹

$T = 173$ K

Block, orange

$0.18 \times 0.15 \times 0.1$ mm

Data collection

Rigaku Mercury2
diffractometer

Radiation source: fine-focus sealed tube
graphite

dtprofit.ref scans

Absorption correction: multi-scan
(*CrystalClear*; Rigaku, 2008)

$T_{\min} = 0.463$, $T_{\max} = 0.648$

24559 measured reflections

9655 independent reflections

8942 reflections with $I > 2\sigma(I)$

$R_{\text{int}} = 0.024$

$\theta_{\max} = 25.4$ °, $\theta_{\min} = 3.7$ °

$h = -17 \rightarrow 18$

$k = -35 \rightarrow 30$

$l = -10 \rightarrow 13$

Refinement

Refinement on F^2

Least-squares matrix: full

$R[F^2 > 2\sigma(F^2)] = 0.031$

$wR(F^2) = 0.073$

$S = 1.03$

9655 reflections

532 parameters

0 restraints

Primary atom site location: structure-invariant direct methods

Secondary atom site location: difference Fourier map

Hydrogen site location: inferred from neighbouring sites

H-atom parameters constrained

$w = 1/[\sigma^2(F_o^2) + (0.030P)^2 + 16.6944P]$

where $P = (F_o^2 + 2F_c^2)/3$

$(\Delta/\sigma)_{\max} = 0.001$

$\Delta\rho_{\max} = 0.87$ e Å⁻³

$\Delta\rho_{\min} = -0.86$ e Å⁻³

Special details

Geometry. All e.s.d.'s (except the e.s.d. in the dihedral angle between two l.s. planes) are estimated using the full covariance matrix. The cell e.s.d.'s are taken into account individually in the estimation of e.s.d.'s in distances, angles and torsion angles; correlations between e.s.d.'s in cell parameters are only used when they are defined by crystal symmetry. An approximate (isotropic) treatment of cell e.s.d.'s is used for estimating e.s.d.'s involving l.s. planes.

Refinement. Refinement of F^2 against ALL reflections. The weighted R -factor wR and goodness of fit S are based on F^2 , conventional R -factors R are based on F , with F set to zero for negative F^2 . The threshold expression of $F^2 > \sigma(F^2)$ is used only for calculating R -factors(gt) *etc.* and is not relevant to the choice of reflections for refinement. R -factors based on F^2 are statistically about twice as large as those based on F , and R -factors based on ALL data will be even larger.

Fractional atomic coordinates and isotropic or equivalent isotropic displacement parameters (\AA^2)

	<i>x</i>	<i>y</i>	<i>z</i>	$U_{\text{iso}}^*/U_{\text{eq}}$
Ho1	0.738176 (12)	0.082625 (6)	0.827842 (18)	0.01998 (6)
P1	0.69903 (8)	-0.03034 (4)	0.69978 (12)	0.0288 (3)
P2	0.52206 (7)	0.13270 (4)	0.82148 (11)	0.0276 (3)
P3	0.79412 (10)	0.14676 (5)	1.09606 (12)	0.0386 (3)
P4	0.95858 (7)	0.09616 (4)	0.73141 (12)	0.0284 (3)
O1	0.7068 (2)	0.01807 (10)	0.7291 (3)	0.0276 (7)
O2	0.60328 (19)	0.10691 (11)	0.8233 (3)	0.0284 (7)
O3	0.7724 (2)	0.12690 (11)	0.9803 (3)	0.0311 (8)
O4	0.87641 (19)	0.08053 (11)	0.7803 (3)	0.0314 (8)
O5	0.8019 (2)	0.02693 (11)	0.9646 (3)	0.0312 (8)
O6	0.6691 (2)	0.04086 (11)	0.9882 (3)	0.0304 (8)
O7	0.7370 (3)	0.00123 (14)	1.1197 (4)	0.0522 (11)
O8	0.7241 (2)	0.10309 (11)	0.6201 (3)	0.0317 (8)
O9	0.7525 (2)	0.15801 (11)	0.7384 (3)	0.0325 (8)
O10	0.7262 (3)	0.17165 (15)	0.5536 (4)	0.0666 (14)
N1	0.7363 (3)	0.02232 (14)	1.0272 (4)	0.0324 (10)
N2	0.7346 (3)	0.14521 (14)	0.6350 (4)	0.0359 (10)
N3	0.7204 (3)	-0.03686 (14)	0.5597 (4)	0.0368 (10)
N4	0.6062 (3)	-0.04810 (17)	0.7393 (5)	0.0501 (13)
N5	0.7649 (3)	-0.06527 (15)	0.7670 (4)	0.0445 (12)
N6	0.5229 (3)	0.17284 (15)	0.9200 (5)	0.0438 (12)
N7	0.4446 (2)	0.09754 (15)	0.8481 (4)	0.0322 (10)
N8	0.5064 (3)	0.15650 (19)	0.6950 (4)	0.0490 (13)
N9	0.8961 (4)	0.13875 (19)	1.1241 (6)	0.0706 (19)
N10	0.7739 (4)	0.20017 (15)	1.0948 (4)	0.0511 (14)
N11	0.7405 (4)	0.12367 (19)	1.1984 (5)	0.0657 (17)
N12	1.0341 (3)	0.07042 (16)	0.8029 (4)	0.0413 (12)
N13	0.9834 (3)	0.14887 (15)	0.7386 (5)	0.0466 (12)
N14	0.9564 (3)	0.08651 (18)	0.5892 (4)	0.0455 (12)
C1	0.6968 (4)	-0.0020 (2)	0.4761 (5)	0.0538 (16)
H1A	0.7137	-0.0109	0.3988	0.081*
H1B	0.7247	0.0257	0.4972	0.081*
H1C	0.6365	0.0023	0.4768	0.081*

supplementary materials

C2	0.7255 (4)	-0.0825 (2)	0.5080 (6)	0.0507 (16)
H2A	0.7383	-0.0801	0.4261	0.076*
H2B	0.6722	-0.0977	0.5168	0.076*
H2C	0.7694	-0.0994	0.5475	0.076*
C3	0.5353 (4)	-0.0168 (2)	0.7485 (7)	0.0609 (19)
H3A	0.4856	-0.0330	0.7718	0.091*
H3B	0.5249	-0.0028	0.6737	0.091*
H3C	0.5487	0.0059	0.8060	0.091*
C4	0.5810 (5)	-0.0956 (2)	0.7216 (7)	0.075 (2)
H4A	0.5241	-0.0999	0.7483	0.113*
H4B	0.6188	-0.1149	0.7654	0.113*
H4C	0.5836	-0.1030	0.6396	0.113*
C5	0.7544 (6)	-0.0812 (3)	0.8849 (7)	0.078 (2)
H5A	0.8006	-0.1008	0.9059	0.117*
H5B	0.7019	-0.0974	0.8900	0.117*
H5C	0.7536	-0.0559	0.9378	0.117*
C6	0.8534 (5)	-0.0682 (3)	0.7348 (8)	0.079 (2)
H6A	0.8816	-0.0902	0.7835	0.119*
H6B	0.8800	-0.0393	0.7457	0.119*
H6C	0.8572	-0.0770	0.6539	0.119*
C7	0.4540 (4)	0.1829 (2)	0.9993 (6)	0.0592 (18)
H7A	0.4698	0.2080	1.0486	0.089*
H7B	0.4428	0.1570	1.0472	0.089*
H7C	0.4040	0.1906	0.9544	0.089*
C8	0.5899 (4)	0.2076 (2)	0.9181 (7)	0.065 (2)
H8A	0.5815	0.2286	0.9811	0.097*
H8B	0.5875	0.2234	0.8445	0.097*
H8C	0.6444	0.1935	0.9275	0.097*
C9	0.3567 (3)	0.1067 (2)	0.8122 (5)	0.0475 (15)
H9A	0.3211	0.0822	0.8365	0.071*
H9B	0.3532	0.1097	0.7283	0.071*
H9C	0.3379	0.1342	0.8482	0.071*
C10	0.4535 (3)	0.0645 (2)	0.9432 (5)	0.0416 (13)
H10A	0.4028	0.0467	0.9474	0.062*
H10B	0.4625	0.0800	1.0164	0.062*
H10C	0.5010	0.0452	0.9283	0.062*
C11	0.4636 (5)	0.2007 (3)	0.6800 (8)	0.085 (3)
H11A	0.4608	0.2083	0.5980	0.128*
H11B	0.4950	0.2235	0.7219	0.128*
H11C	0.4072	0.1989	0.7102	0.128*
C12	0.5195 (4)	0.1314 (3)	0.5891 (6)	0.081 (3)
H12A	0.5075	0.1503	0.5224	0.121*
H12B	0.4823	0.1057	0.5873	0.121*
H12C	0.5773	0.1214	0.5867	0.121*
C13	0.9350 (5)	0.0958 (3)	1.1115 (8)	0.082 (3)
H13A	0.9939	0.0979	1.1336	0.123*
H13B	0.9301	0.0861	1.0312	0.123*
H13C	0.9075	0.0743	1.1612	0.123*
C14	0.9511 (6)	0.1717 (3)	1.1833 (9)	0.107 (4)

H14A	1.0073	0.1595	1.1913	0.161*
H14B	0.9293	0.1782	1.2596	0.161*
H14C	0.9529	0.1989	1.1377	0.161*
C15	0.8026 (5)	0.22773 (18)	0.9958 (5)	0.0497 (16)
H15A	0.7857	0.2585	1.0074	0.074*
H15B	0.7776	0.2165	0.9241	0.074*
H15C	0.8633	0.2261	0.9912	0.074*
C16	0.7480 (7)	0.2263 (2)	1.1976 (6)	0.094 (3)
H16A	0.7395	0.2573	1.1753	0.141*
H16B	0.7915	0.2246	1.2574	0.141*
H16C	0.6961	0.2142	1.2274	0.141*
C17	0.6491 (5)	0.1205 (3)	1.1866 (7)	0.079 (2)
H17A	0.6266	0.1062	1.2552	0.119*
H17B	0.6347	0.1029	1.1184	0.119*
H17C	0.6255	0.1502	1.1786	0.119*
C18	0.7782 (8)	0.1066 (4)	1.3086 (7)	0.127 (4)
H18A	0.7343	0.0946	1.3572	0.190*
H18B	0.8065	0.1309	1.3492	0.190*
H18C	0.8184	0.0833	1.2915	0.190*
C19	1.0209 (4)	0.0276 (2)	0.8615 (7)	0.0601 (19)
H19A	1.0731	0.0180	0.8982	0.090*
H19B	1.0027	0.0055	0.8050	0.090*
H19C	0.9783	0.0311	0.9201	0.090*
C20	1.1239 (4)	0.0796 (3)	0.7802 (8)	0.084 (3)
H20A	1.1587	0.0611	0.8308	0.126*
H20B	1.1358	0.1109	0.7954	0.126*
H20C	1.1359	0.0728	0.6997	0.126*
C21	0.9508 (4)	0.1826 (2)	0.6548 (9)	0.086 (3)
H21A	0.9731	0.2118	0.6751	0.129*
H21B	0.8900	0.1834	0.6577	0.129*
H21C	0.9680	0.1747	0.5770	0.129*
C22	1.0142 (6)	0.1686 (3)	0.8488 (7)	0.089 (3)
H22A	1.0256	0.2001	0.8373	0.134*
H22B	1.0653	0.1536	0.8736	0.134*
H22C	0.9719	0.1651	0.9079	0.134*
C23	0.9074 (4)	0.0485 (2)	0.5426 (6)	0.0554 (17)
H23A	0.9127	0.0474	0.4588	0.083*
H23B	0.8488	0.0522	0.5622	0.083*
H23C	0.9285	0.0209	0.5763	0.083*
C24	1.0297 (5)	0.0965 (3)	0.5170 (7)	0.084 (3)
H24A	1.0173	0.0885	0.4369	0.126*
H24B	1.0776	0.0793	0.5449	0.126*
H24C	1.0426	0.1281	0.5219	0.126*
W1	0.216203 (12)	0.227544 (6)	0.474103 (16)	0.02219 (6)
Ag1	0.21748 (3)	0.234393 (14)	0.21359 (3)	0.04001 (11)
S1	0.33062 (8)	0.21142 (5)	0.37372 (11)	0.0363 (3)
S2	0.10254 (8)	0.21235 (5)	0.36792 (12)	0.0386 (3)
S3	0.21433 (9)	0.18463 (4)	0.63272 (11)	0.0323 (3)
S4	0.21647 (9)	0.30058 (4)	0.51424 (11)	0.0357 (3)

supplementary materials

Atomic displacement parameters (\AA^2)

	U^{11}	U^{22}	U^{33}	U^{12}	U^{13}	U^{23}
Ho1	0.01767 (10)	0.01553 (10)	0.02679 (12)	-0.00013 (8)	0.00225 (8)	-0.00061 (8)
P1	0.0346 (7)	0.0203 (6)	0.0318 (7)	-0.0058 (5)	0.0097 (6)	-0.0058 (5)
P2	0.0199 (6)	0.0338 (7)	0.0291 (7)	0.0049 (5)	0.0001 (5)	0.0050 (5)
P3	0.0560 (9)	0.0270 (7)	0.0322 (8)	-0.0093 (6)	-0.0164 (7)	-0.0007 (6)
P4	0.0193 (6)	0.0272 (6)	0.0388 (8)	-0.0005 (5)	0.0046 (5)	0.0073 (5)
O1	0.0327 (18)	0.0175 (15)	0.0325 (19)	-0.0031 (14)	0.0033 (14)	-0.0053 (14)
O2	0.0207 (16)	0.0306 (18)	0.0339 (19)	0.0021 (14)	0.0016 (14)	-0.0015 (15)
O3	0.0322 (18)	0.0273 (17)	0.0336 (19)	-0.0016 (15)	-0.0049 (15)	-0.0076 (15)
O4	0.0188 (16)	0.0313 (18)	0.044 (2)	-0.0007 (14)	0.0087 (15)	0.0043 (15)
O5	0.0260 (17)	0.0270 (18)	0.041 (2)	-0.0001 (14)	0.0007 (15)	0.0058 (15)
O6	0.0249 (17)	0.0322 (18)	0.0342 (19)	-0.0024 (15)	0.0008 (15)	0.0030 (15)
O7	0.059 (3)	0.056 (3)	0.041 (2)	-0.003 (2)	-0.001 (2)	0.025 (2)
O8	0.042 (2)	0.0223 (17)	0.0312 (19)	-0.0034 (15)	0.0050 (16)	-0.0008 (14)
O9	0.040 (2)	0.0193 (16)	0.038 (2)	-0.0034 (15)	-0.0002 (16)	0.0032 (15)
O10	0.105 (4)	0.046 (3)	0.048 (3)	-0.017 (3)	-0.013 (3)	0.025 (2)
N1	0.033 (2)	0.025 (2)	0.039 (3)	-0.0024 (18)	-0.004 (2)	0.0028 (19)
N2	0.042 (3)	0.030 (2)	0.036 (3)	-0.002 (2)	0.003 (2)	0.007 (2)
N3	0.050 (3)	0.031 (2)	0.030 (2)	-0.006 (2)	0.009 (2)	-0.0085 (19)
N4	0.044 (3)	0.044 (3)	0.062 (3)	-0.017 (2)	0.021 (2)	-0.021 (3)
N5	0.064 (3)	0.026 (2)	0.044 (3)	0.008 (2)	0.016 (2)	0.003 (2)
N6	0.035 (2)	0.035 (2)	0.061 (3)	0.007 (2)	0.012 (2)	-0.006 (2)
N7	0.0196 (19)	0.042 (2)	0.035 (2)	0.0007 (18)	0.0021 (17)	0.0033 (19)
N8	0.035 (3)	0.073 (4)	0.039 (3)	-0.002 (2)	-0.007 (2)	0.023 (3)
N9	0.074 (4)	0.047 (3)	0.089 (5)	-0.017 (3)	-0.051 (4)	-0.002 (3)
N10	0.094 (4)	0.028 (2)	0.031 (3)	-0.009 (3)	0.006 (3)	-0.005 (2)
N11	0.104 (5)	0.051 (3)	0.041 (3)	-0.030 (3)	-0.004 (3)	0.010 (3)
N12	0.019 (2)	0.052 (3)	0.053 (3)	0.004 (2)	0.006 (2)	0.026 (2)
N13	0.039 (3)	0.029 (2)	0.072 (4)	-0.004 (2)	0.011 (2)	0.006 (2)
N14	0.034 (2)	0.064 (3)	0.039 (3)	-0.008 (2)	0.009 (2)	0.007 (2)
C1	0.077 (5)	0.053 (4)	0.031 (3)	-0.003 (3)	-0.005 (3)	-0.001 (3)
C2	0.065 (4)	0.042 (3)	0.045 (4)	-0.007 (3)	0.018 (3)	-0.018 (3)
C3	0.031 (3)	0.065 (4)	0.086 (5)	-0.002 (3)	-0.002 (3)	0.012 (4)
C4	0.086 (5)	0.060 (4)	0.080 (5)	-0.039 (4)	0.033 (4)	-0.026 (4)
C5	0.101 (6)	0.059 (5)	0.074 (5)	0.029 (4)	0.018 (5)	0.026 (4)
C6	0.056 (4)	0.093 (6)	0.090 (6)	0.019 (4)	0.006 (4)	0.017 (5)
C7	0.057 (4)	0.054 (4)	0.067 (5)	0.017 (3)	0.022 (3)	-0.008 (3)
C8	0.059 (4)	0.042 (4)	0.094 (6)	-0.007 (3)	0.014 (4)	-0.013 (4)
C9	0.023 (3)	0.069 (4)	0.051 (4)	-0.003 (3)	-0.004 (2)	0.014 (3)
C10	0.027 (3)	0.051 (3)	0.047 (3)	0.001 (3)	0.007 (2)	0.014 (3)
C11	0.059 (4)	0.088 (6)	0.108 (7)	0.015 (4)	-0.018 (4)	0.064 (5)
C12	0.051 (4)	0.153 (8)	0.037 (4)	-0.018 (5)	-0.008 (3)	0.002 (5)
C13	0.059 (5)	0.071 (5)	0.114 (7)	-0.002 (4)	-0.046 (5)	0.009 (5)
C14	0.111 (7)	0.099 (7)	0.110 (8)	-0.049 (6)	-0.057 (6)	0.006 (6)
C15	0.079 (5)	0.028 (3)	0.042 (4)	-0.003 (3)	0.006 (3)	-0.003 (2)

C16	0.192 (10)	0.046 (4)	0.045 (4)	-0.033 (5)	0.035 (5)	-0.023 (3)
C17	0.100 (6)	0.074 (5)	0.065 (5)	-0.029 (5)	0.040 (5)	-0.008 (4)
C18	0.216 (13)	0.112 (8)	0.051 (5)	0.006 (8)	-0.001 (7)	0.050 (5)
C19	0.034 (3)	0.057 (4)	0.089 (5)	0.004 (3)	0.008 (3)	0.038 (4)
C20	0.027 (3)	0.119 (7)	0.105 (6)	0.000 (4)	0.003 (4)	0.074 (6)
C21	0.045 (4)	0.045 (4)	0.170 (9)	0.007 (3)	0.019 (5)	0.059 (5)
C22	0.108 (7)	0.066 (5)	0.095 (6)	-0.050 (5)	0.034 (5)	-0.037 (5)
C23	0.047 (3)	0.073 (5)	0.047 (4)	-0.003 (3)	0.004 (3)	-0.012 (3)
C24	0.068 (5)	0.135 (8)	0.050 (5)	-0.035 (5)	0.021 (4)	0.011 (5)
W1	0.02714 (11)	0.02160 (10)	0.01777 (10)	-0.00239 (7)	-0.00110 (7)	0.00105 (7)
Ag1	0.0619 (3)	0.0377 (2)	0.0204 (2)	0.0004 (2)	-0.00013 (18)	0.00237 (16)
S1	0.0321 (7)	0.0487 (8)	0.0280 (7)	0.0047 (6)	0.0023 (5)	0.0021 (6)
S2	0.0326 (7)	0.0531 (8)	0.0299 (7)	-0.0137 (6)	-0.0052 (5)	0.0040 (6)
S3	0.0469 (7)	0.0254 (6)	0.0246 (6)	0.0010 (6)	0.0016 (5)	0.0056 (5)
S4	0.0566 (8)	0.0220 (6)	0.0285 (7)	-0.0040 (6)	0.0004 (6)	0.0015 (5)

Geometric parameters (Å, °)

Ho1—O3	2.235 (3)	C6—H6A	0.9600
Ho1—O2	2.245 (3)	C6—H6B	0.9600
Ho1—O4	2.255 (3)	C6—H6C	0.9600
Ho1—O1	2.269 (3)	C7—H7A	0.9600
Ho1—O8	2.448 (3)	C7—H7B	0.9600
Ho1—O9	2.465 (3)	C7—H7C	0.9600
Ho1—O5	2.471 (3)	C8—H8A	0.9600
Ho1—O6	2.472 (3)	C8—H8B	0.9600
Ho1—N2	2.872 (4)	C8—H8C	0.9600
Ho1—N1	2.888 (4)	C9—H9A	0.9600
P1—O1	1.477 (3)	C9—H9B	0.9600
P1—N4	1.626 (5)	C9—H9C	0.9600
P1—N5	1.646 (5)	C10—H10A	0.9600
P1—N3	1.646 (4)	C10—H10B	0.9600
P2—O2	1.491 (3)	C10—H10C	0.9600
P2—N8	1.618 (5)	C11—H11A	0.9600
P2—N6	1.634 (5)	C11—H11B	0.9600
P2—N7	1.637 (4)	C11—H11C	0.9600
P3—O3	1.478 (3)	C12—H12A	0.9600
P3—N11	1.603 (6)	C12—H12B	0.9600
P3—N10	1.613 (5)	C12—H12C	0.9600
P3—N9	1.651 (6)	C13—H13A	0.9600
P4—O4	1.492 (3)	C13—H13B	0.9600
P4—N13	1.611 (5)	C13—H13C	0.9600
P4—N12	1.622 (4)	C14—H14A	0.9600
P4—N14	1.644 (5)	C14—H14B	0.9600
O5—N1	1.272 (5)	C14—H14C	0.9600
O6—N1	1.268 (5)	C15—H15A	0.9600
O7—N1	1.224 (5)	C15—H15B	0.9600
O8—N2	1.269 (5)	C15—H15C	0.9600
O9—N2	1.264 (5)	C16—H16A	0.9600

supplementary materials

O10—N2	1.219 (6)	C16—H16B	0.9600
N3—C1	1.449 (7)	C16—H16C	0.9600
N3—C2	1.476 (7)	C17—H17A	0.9600
N4—C3	1.456 (8)	C17—H17B	0.9600
N4—C4	1.476 (8)	C17—H17C	0.9600
N5—C5	1.434 (8)	C18—H18A	0.9600
N5—C6	1.451 (8)	C18—H18B	0.9600
N6—C7	1.454 (7)	C18—H18C	0.9600
N6—C8	1.476 (8)	C19—H19A	0.9600
N7—C9	1.464 (6)	C19—H19B	0.9600
N7—C10	1.464 (7)	C19—H19C	0.9600
N8—C12	1.434 (9)	C20—H20A	0.9600
N8—C11	1.482 (9)	C20—H20B	0.9600
N9—C13	1.422 (9)	C20—H20C	0.9600
N9—C14	1.463 (9)	C21—H21A	0.9600
N10—C16	1.466 (8)	C21—H21B	0.9600
N10—C15	1.469 (7)	C21—H21C	0.9600
N11—C17	1.447 (10)	C22—H22A	0.9600
N11—C18	1.470 (9)	C22—H22B	0.9600
N12—C19	1.448 (7)	C22—H22C	0.9600
N12—C20	1.469 (7)	C23—H23A	0.9600
N13—C22	1.460 (9)	C23—H23B	0.9600
N13—C21	1.469 (8)	C23—H23C	0.9600
N14—C24	1.459 (8)	C24—H24A	0.9600
N14—C23	1.461 (8)	C24—H24B	0.9600
C1—H1A	0.9600	C24—H24C	0.9600
C1—H1B	0.9600	W1—S2	2.1929 (14)
C1—H1C	0.9600	W1—S1	2.2026 (14)
C2—H2A	0.9600	W1—S3	2.2085 (12)
C2—H2B	0.9600	W1—S4	2.2106 (13)
C2—H2C	0.9600	W1—Ag1 ⁱ	2.9498 (6)
C3—H3A	0.9600	W1—Ag1	2.9727 (7)
C3—H3B	0.9600	Ag1—S4 ⁱⁱ	2.4942 (14)
C3—H3C	0.9600	Ag1—S3 ⁱⁱ	2.5689 (14)
C4—H4A	0.9600	Ag1—S1	2.6206 (15)
C4—H4B	0.9600	Ag1—S2	2.6257 (16)
C4—H4C	0.9600	Ag1—W1 ⁱⁱ	2.9498 (6)
C5—H5A	0.9600	S3—Ag1 ⁱ	2.5689 (14)
C5—H5B	0.9600	S4—Ag1 ⁱ	2.4942 (14)
C5—H5C	0.9600		
O3—Ho1—O2	92.71 (12)	N5—C5—H5C	109.5
O3—Ho1—O4	88.84 (13)	H5A—C5—H5C	109.5
O2—Ho1—O4	157.26 (12)	H5B—C5—H5C	109.5
O3—Ho1—O1	158.06 (12)	N5—C6—H6A	109.5
O2—Ho1—O1	93.38 (12)	N5—C6—H6B	109.5
O4—Ho1—O1	93.58 (12)	H6A—C6—H6B	109.5
O3—Ho1—O8	128.48 (12)	N5—C6—H6C	109.5

O2—Ho1—O8	80.02 (12)	H6A—C6—H6C	109.5
O4—Ho1—O8	81.28 (12)	H6B—C6—H6C	109.5
O1—Ho1—O8	73.39 (11)	N6—C7—H7A	109.5
O3—Ho1—O9	76.52 (12)	N6—C7—H7B	109.5
O2—Ho1—O9	78.06 (12)	H7A—C7—H7B	109.5
O4—Ho1—O9	80.26 (12)	N6—C7—H7C	109.5
O1—Ho1—O9	125.39 (12)	H7A—C7—H7C	109.5
O8—Ho1—O9	52.01 (11)	H7B—C7—H7C	109.5
O3—Ho1—O5	79.12 (12)	N6—C8—H8A	109.5
O2—Ho1—O5	127.18 (12)	N6—C8—H8B	109.5
O4—Ho1—O5	75.38 (12)	H8A—C8—H8B	109.5
O1—Ho1—O5	80.41 (12)	N6—C8—H8C	109.5
O8—Ho1—O5	143.50 (11)	H8A—C8—H8C	109.5
O9—Ho1—O5	145.65 (11)	H8B—C8—H8C	109.5
O3—Ho1—O6	79.85 (12)	N7—C9—H9A	109.5
O2—Ho1—O6	75.47 (11)	N7—C9—H9B	109.5
O4—Ho1—O6	127.03 (12)	H9A—C9—H9B	109.5
O1—Ho1—O6	81.32 (11)	N7—C9—H9C	109.5
O8—Ho1—O6	143.41 (11)	H9A—C9—H9C	109.5
O9—Ho1—O6	143.34 (11)	H9B—C9—H9C	109.5
O5—Ho1—O6	51.71 (11)	N7—C10—H10A	109.5
O3—Ho1—N2	102.51 (13)	N7—C10—H10B	109.5
O2—Ho1—N2	76.59 (12)	H10A—C10—H10B	109.5
O4—Ho1—N2	80.92 (13)	N7—C10—H10C	109.5
O1—Ho1—N2	99.41 (12)	H10A—C10—H10C	109.5
O8—Ho1—N2	26.07 (11)	H10B—C10—H10C	109.5
O9—Ho1—N2	25.99 (12)	N8—C11—H11A	109.5
O5—Ho1—N2	156.22 (12)	N8—C11—H11B	109.5
O6—Ho1—N2	152.04 (12)	H11A—C11—H11B	109.5
O3—Ho1—N1	75.99 (12)	N8—C11—H11C	109.5
O2—Ho1—N1	101.25 (12)	H11A—C11—H11C	109.5
O4—Ho1—N1	101.13 (12)	H11B—C11—H11C	109.5
O1—Ho1—N1	82.16 (12)	N8—C12—H12A	109.5
O8—Ho1—N1	155.54 (11)	N8—C12—H12B	109.5
O9—Ho1—N1	152.43 (12)	H12A—C12—H12B	109.5
O5—Ho1—N1	26.00 (11)	N8—C12—H12C	109.5
O6—Ho1—N1	25.91 (11)	H12A—C12—H12C	109.5
N2—Ho1—N1	177.37 (13)	H12B—C12—H12C	109.5
O1—P1—N4	108.9 (2)	N9—C13—H13A	109.5
O1—P1—N5	117.1 (2)	N9—C13—H13B	109.5
N4—P1—N5	103.4 (3)	H13A—C13—H13B	109.5
O1—P1—N3	108.4 (2)	N9—C13—H13C	109.5
N4—P1—N3	115.4 (3)	H13A—C13—H13C	109.5
N5—P1—N3	103.9 (2)	H13B—C13—H13C	109.5
O2—P2—N8	110.8 (2)	N9—C14—H14A	109.5
O2—P2—N6	111.4 (2)	N9—C14—H14B	109.5
N8—P2—N6	107.0 (3)	H14A—C14—H14B	109.5
O2—P2—N7	108.4 (2)	N9—C14—H14C	109.5
N8—P2—N7	109.7 (2)	H14A—C14—H14C	109.5

supplementary materials

N6—P2—N7	109.5 (2)	H14B—C14—H14C	109.5
O3—P3—N11	111.1 (3)	N10—C15—H15A	109.5
O3—P3—N10	109.8 (2)	N10—C15—H15B	109.5
N11—P3—N10	108.5 (3)	H15A—C15—H15B	109.5
O3—P3—N9	109.1 (3)	N10—C15—H15C	109.5
N11—P3—N9	108.7 (3)	H15A—C15—H15C	109.5
N10—P3—N9	109.5 (3)	H15B—C15—H15C	109.5
O4—P4—N13	119.6 (2)	N10—C16—H16A	109.5
O4—P4—N12	107.6 (2)	N10—C16—H16B	109.5
N13—P4—N12	104.7 (3)	H16A—C16—H16B	109.5
O4—P4—N14	108.0 (2)	N10—C16—H16C	109.5
N13—P4—N14	102.7 (3)	H16A—C16—H16C	109.5
N12—P4—N14	114.6 (3)	H16B—C16—H16C	109.5
P1—O1—Ho1	161.2 (2)	N11—C17—H17A	109.5
P2—O2—Ho1	167.9 (2)	N11—C17—H17B	109.5
P3—O3—Ho1	167.3 (2)	H17A—C17—H17B	109.5
P4—O4—Ho1	158.4 (2)	N11—C17—H17C	109.5
N1—O5—Ho1	95.6 (3)	H17A—C17—H17C	109.5
N1—O6—Ho1	95.7 (3)	H17B—C17—H17C	109.5
N2—O8—Ho1	96.0 (3)	N11—C18—H18A	109.5
N2—O9—Ho1	95.3 (3)	N11—C18—H18B	109.5
O7—N1—O6	121.2 (4)	H18A—C18—H18B	109.5
O7—N1—O5	122.6 (4)	N11—C18—H18C	109.5
O6—N1—O5	116.1 (4)	H18A—C18—H18C	109.5
O7—N1—Ho1	172.4 (4)	H18B—C18—H18C	109.5
O6—N1—Ho1	58.4 (2)	N12—C19—H19A	109.5
O5—N1—Ho1	58.4 (2)	N12—C19—H19B	109.5
O10—N2—O9	122.3 (4)	H19A—C19—H19B	109.5
O10—N2—O8	121.2 (5)	N12—C19—H19C	109.5
O9—N2—O8	116.5 (4)	H19A—C19—H19C	109.5
O10—N2—Ho1	174.9 (4)	H19B—C19—H19C	109.5
O9—N2—Ho1	58.7 (2)	N12—C20—H20A	109.5
O8—N2—Ho1	57.9 (2)	N12—C20—H20B	109.5
C1—N3—C2	113.9 (5)	H20A—C20—H20B	109.5
C1—N3—P1	119.9 (4)	N12—C20—H20C	109.5
C2—N3—P1	120.5 (4)	H20A—C20—H20C	109.5
C3—N4—C4	114.2 (5)	H20B—C20—H20C	109.5
C3—N4—P1	120.6 (4)	N13—C21—H21A	109.5
C4—N4—P1	120.8 (4)	N13—C21—H21B	109.5
C5—N5—C6	110.0 (6)	H21A—C21—H21B	109.5
C5—N5—P1	124.1 (4)	N13—C21—H21C	109.5
C6—N5—P1	121.5 (4)	H21A—C21—H21C	109.5
C7—N6—C8	114.0 (5)	H21B—C21—H21C	109.5
C7—N6—P2	125.3 (4)	N13—C22—H22A	109.5
C8—N6—P2	119.7 (4)	N13—C22—H22B	109.5
C9—N7—C10	114.2 (4)	H22A—C22—H22B	109.5
C9—N7—P2	122.5 (4)	N13—C22—H22C	109.5
C10—N7—P2	119.9 (3)	H22A—C22—H22C	109.5
C12—N8—C11	115.6 (6)	H22B—C22—H22C	109.5

C12—N8—P2	120.0 (5)	N14—C23—H23A	109.5
C11—N8—P2	123.4 (5)	N14—C23—H23B	109.5
C13—N9—C14	112.9 (6)	H23A—C23—H23B	109.5
C13—N9—P3	122.0 (4)	N14—C23—H23C	109.5
C14—N9—P3	124.2 (6)	H23A—C23—H23C	109.5
C16—N10—C15	114.3 (5)	H23B—C23—H23C	109.5
C16—N10—P3	124.7 (4)	N14—C24—H24A	109.5
C15—N10—P3	119.2 (4)	N14—C24—H24B	109.5
C17—N11—C18	116.5 (7)	H24A—C24—H24B	109.5
C17—N11—P3	119.7 (5)	N14—C24—H24C	109.5
C18—N11—P3	123.8 (7)	H24A—C24—H24C	109.5
C19—N12—C20	112.8 (5)	H24B—C24—H24C	109.5
C19—N12—P4	122.2 (4)	S2—W1—S1	109.79 (5)
C20—N12—P4	121.8 (4)	S2—W1—S3	108.15 (5)
C22—N13—C21	113.2 (6)	S1—W1—S3	108.71 (5)
C22—N13—P4	120.6 (5)	S2—W1—S4	108.28 (6)
C21—N13—P4	123.0 (5)	S1—W1—S4	108.68 (5)
C24—N14—C23	111.8 (5)	S3—W1—S4	113.21 (5)
C24—N14—P4	121.0 (5)	S2—W1—Ag1 ⁱ	125.57 (4)
C23—N14—P4	119.6 (4)	S1—W1—Ag1 ⁱ	124.63 (4)
N3—C1—H1A	109.5	S3—W1—Ag1 ⁱ	57.61 (4)
N3—C1—H1B	109.5	S4—W1—Ag1 ⁱ	55.61 (3)
H1A—C1—H1B	109.5	S2—W1—Ag1	58.81 (4)
N3—C1—H1C	109.5	S1—W1—Ag1	58.61 (4)
H1A—C1—H1C	109.5	S3—W1—Ag1	148.78 (4)
H1B—C1—H1C	109.5	S4—W1—Ag1	98.01 (4)
N3—C2—H2A	109.5	Ag1 ⁱ —W1—Ag1	153.608 (10)
N3—C2—H2B	109.5	S4 ⁱⁱ —Ag1—S3 ⁱⁱ	93.54 (4)
H2A—C2—H2B	109.5	S4 ⁱⁱ —Ag1—S1	121.32 (5)
N3—C2—H2C	109.5	S3 ⁱⁱ —Ag1—S1	120.05 (5)
H2A—C2—H2C	109.5	S4 ⁱⁱ —Ag1—S2	120.71 (5)
H2B—C2—H2C	109.5	S3 ⁱⁱ —Ag1—S2	117.52 (5)
N4—C3—H3A	109.5	S1—Ag1—S2	86.54 (4)
N4—C3—H3B	109.5	S4 ⁱⁱ —Ag1—W1 ⁱⁱ	47.00 (3)
H3A—C3—H3B	109.5	S3 ⁱⁱ —Ag1—W1 ⁱⁱ	46.55 (3)
N4—C3—H3C	109.5	S1—Ag1—W1 ⁱⁱ	137.47 (4)
H3A—C3—H3C	109.5	S2—Ag1—W1 ⁱⁱ	135.92 (4)
H3B—C3—H3C	109.5	S4 ⁱⁱ —Ag1—W1	151.54 (3)
N4—C4—H4A	109.5	S3 ⁱⁱ —Ag1—W1	114.88 (3)
N4—C4—H4B	109.5	S1—Ag1—W1	45.85 (3)
H4A—C4—H4B	109.5	S2—Ag1—W1	45.60 (3)
N4—C4—H4C	109.5	W1 ⁱⁱ —Ag1—W1	161.429 (17)
H4A—C4—H4C	109.5	W1—S1—Ag1	75.54 (4)
H4B—C4—H4C	109.5	W1—S2—Ag1	75.59 (4)
N5—C5—H5A	109.5	W1—S3—Ag1 ⁱ	75.84 (4)

supplementary materials

N5—C5—H5B	109.5	W1—S4—Ag1 ⁱ	77.39 (4)
H5A—C5—H5B	109.5		

Symmetry codes: (i) $x, -y+1/2, z+1/2$; (ii) $x, -y+1/2, z-1/2$.

Fig. 1

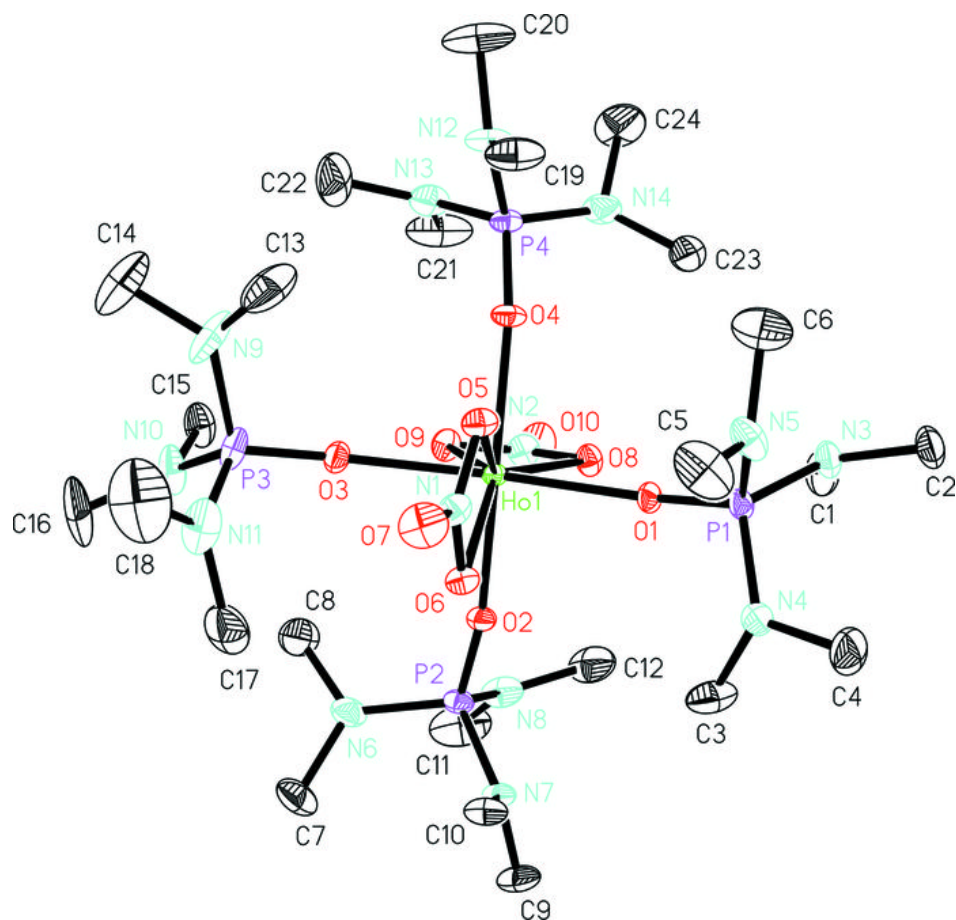


Fig. 2

